



Deck Designer Specification Kit For  
**TimberTech**


**Deck layout diagram**



Top view without planks

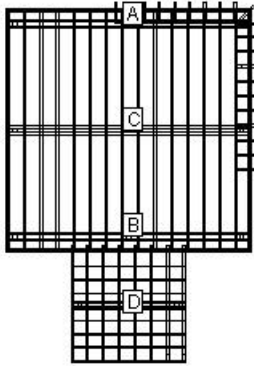


Bottom view with planks



Top view with planks

**Permit Page: Level 1**



**LOAD AND SUPPORT:**

Your deck will support a 65 PSF live load.  
Posts have 36" below ground support.

**DECK AND POST HEIGHT:**

You selected a height of 66" from the top of the decking to the ground level. The top of the deck support posts will therefore be 57" above ground level.

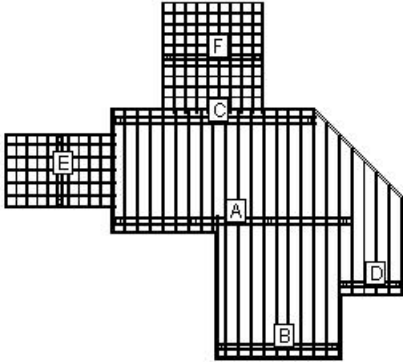
**Joists:**

Set joists on top of beams, 12"; center to center.

**Stress Analysis: Level 1**

Joist Deflection	901
Joist Bending	190
Joist Shear	198
Joist Compression	198
Beam Deflection	438
Beam Bending	94
Beam Shear	75
Post Stability	142

Permit Page: Level 2



**LOAD AND SUPPORT:**

Your deck will support a 51 PSF live load.  
Posts have 36" below ground support.

**DECK AND POST HEIGHT:**

You selected a height of 80" from the top of the decking to the ground level. The top of the deck support posts will therefore be 71" above ground level.

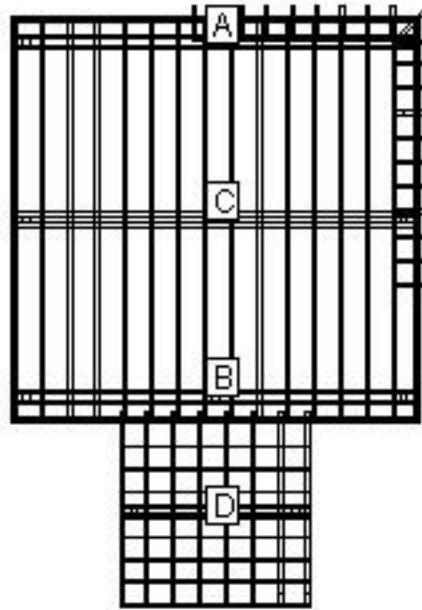
**Joists:**

Set joists on top of beams, 12"; center to center.

**Stress Analysis: Level 2**

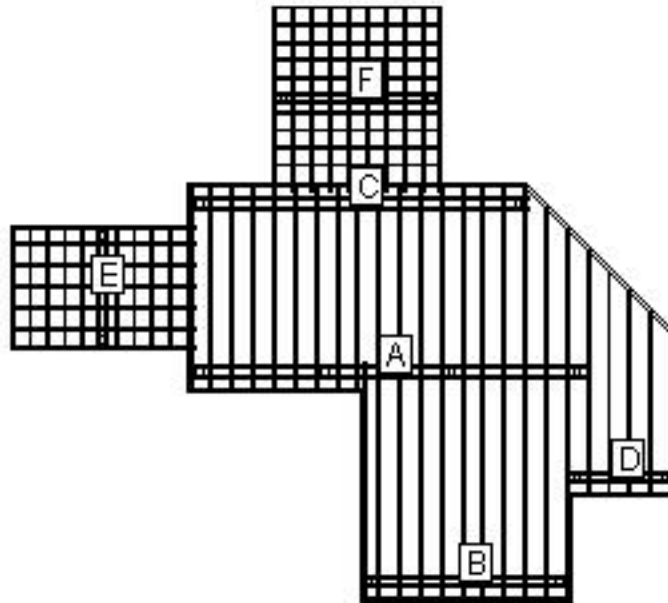
Joist Deflection	164
Joist Bending	63
Joist Shear	120
Joist Compression	120
Beam Deflection	180
Beam Bending	63
Beam Shear	61
Post Stability	119

### Beam Layout Level 1



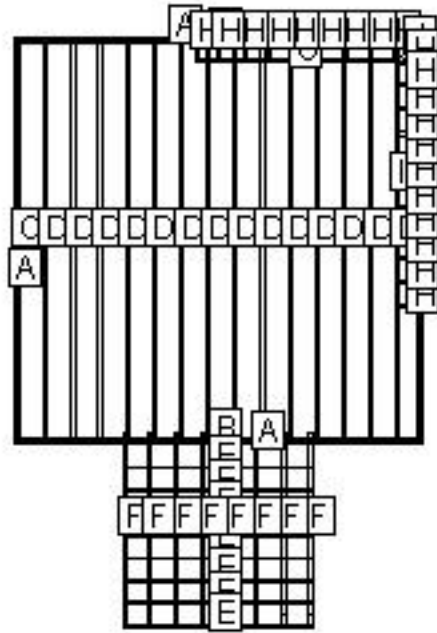
BEAM LABEL	BEAM LENGTH	POST COUNT	POST SPACING
A	14' 10 1/4"	3	6' 11 1/2"
B	14' 10 1/4"	3	6' 11 1/2"
C	14' 10 1/4"	3	6' 11 1/2"
D	6' 11 1/4"	2	5' 11 3/4"

### Beam Layout Level 2



BEAM LABEL	BEAM LENGTH	POST COUNT	POST SPACING
A	19'	4	6' 1/4"
B	9' 10 1/4"	2	8' 10 3/4"
C	16' 2 1/4"	3	7' 7 1/2"
D	5' 1 1/2"	2	4' 2"
E	5' 11 1/2"	2	5'
F	8' 1"	2	7' 1 1/4"

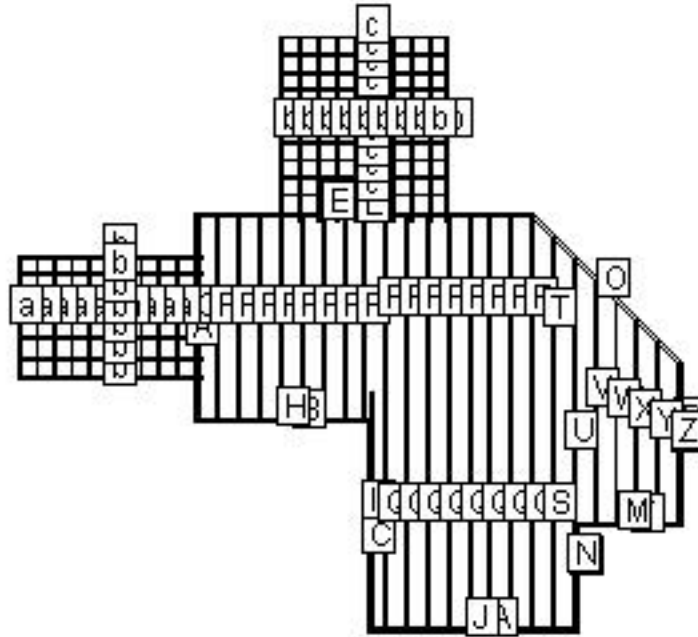
Materials Cut List: Level 1



LABEL	NAME	QTY	LENGTH	BEVELS	LABEL	NAME	QTY	LENGTH	BEVELS
A	Cladding	4	15'	45, 45	F	Stringer	8	8' 4"	0, 0
B	Header	2	14' 7 1/4"	0, 0	G	Riser	1	7' 6"	0, 45
C	Rim Joist	2	14' 10 1/4"	0, 0	H	Stringer	20	1' 1 1/4"	0, 0
D	Internal Joist	14	14' 7 1/4"	0, 0	I	Riser	1	9' 2"	45, 0
E	Riser	8	6' 11 1/4"	0, 0	J	Stringer	1	1' 5"	0, 0

Cut Angles: L=Left, R=Right, F=Front, S=Side

Materials Cut List: Level 2



LABEL	NAME	QTY	LENGTH	BEVELS	LABEL	NAME	QTY	LENGTH	BEVELS
A	Cladding	2	10'	45, 45	P	Internal Joist	8	9' 7 1/4"	0, 0
B	Cladding	1	8' 5"	45, 45	Q	Internal Joist	8	10' 9 1/2"	0, 0
C	Cladding	1	10' 1"	45, 45	R	Internal Joist	8	8' 9 3/4"	0, 0
D	Cladding	1	7' 10"	45, 23	S	Internal Joist	1	10' 9 1/2"	45, 0
E	Cladding	1	16' 2"	23, 45	T	Internal Joist	1	7' 10"	45, 0
F	Cladding	2	5' 1"	45, 45	U	Internal Joist	1	17' 7 1/2"	45, 0
G	Rim Joist	1	9' 10 1/4"	0, 0	V	Internal Joist	1	11' 7 1/2"	45, 0
H	Header	1	8' 4"	0, 0	W	Internal Joist	1	10' 7 1/2"	45, 0
I	Rim Joist	1	11' 3 3/4"	0, 0	X	Internal Joist	1	9' 7 1/2"	45, 0
J	Header	1	9' 7 1/4"	0, 0	Y	Internal Joist	1	8' 7 1/2"	45, 0
K	Rim Joist	1	7' 9"	0, 0	Z	Internal Joist	1	7' 7 1/2"	0, 0
L	Header	1	15' 11 1/4"	0, 0	a	Riser	10	5' 11 1/2"	0, 0

Cut Angles: L=Left, R=Right, F=Front, S=Side



LABEL	NAME	QTY	LENGTH	BEVELS	LABEL	NAME	QTY	LENGTH	BEVELS
M	Header	1	5'	0, 0	b	Stringer	17	10' 3 1/4"	0, 0
N	Rim Joist	1	6' 2 3/4"	0, 0	c	Riser	10	8' 1"	0, 0
O	Header	1	10' 1"	0, 0					

Cut Angles: L=Left, R=Right, F=Front, S=Side

## Component Descriptions

These recommendations are for railing with a 4" gap from deck surface to the bottom of the bottom rail. Always refer to your local building codes to determine if other requirements must be met. Canadian requirements may vary.

TimberTech RadianceRail and AZEK Black and White rail sections are available in 10 ft. sections. See your local TimberTech or AZEK Dealer for more information.

### Lumber Materials

COMPONENT	QTY	DESCRIPTION	WOOD TYPE
Rim Joist	31	2X8X16 Treated	TREATED
Beam	6	2X10X16 Treated	TREATED
Beam	4	2X10X8 Treated	TREATED
Railing Post	2	4X4X8 Treated	TREATED
Railing Post	6	4X4X18 Treated	TREATED
Railing Section	13	TimberTech 6' RadianceRail Custom Rail Pack - Kona® - 6'	TIMBERTECH
Railing Section	9	TimberTech 8' RadianceRail Custom Rail Pack - Kona® - 8'	TIMBERTECH
Railing Section	11	TT/AZEK 31" Round Aluminum Baluster - Black - 31"	TIMBERTECH
Cladding	12	TimberTech Earthwood Evolutions® Legacy Fascia Board - Mocha - 12'	TIMBERTECH
Decking	94	TimberTech Earthwood Evolutions® Tropical Deck Plank, Square Shouldered - Pacific Teak - 16'	TIMBERTECH
Decking	13	TimberTech Earthwood Evolutions® Tropical Deck Plank, Square Shouldered - Pacific Teak - 20'	TIMBERTECH
Post	22	4X4X8 Treated	TREATED
Riser	25	TimberTech Earthwood Evolutions® Legacy Riser Board - Mocha - 12'	TIMBERTECH
Stringer	5	2X8X8 Treated	TREATED
Stringer	8	2X8X18 Treated	TREATED
Railing Section	12	TT/AZEK 31" Round Aluminum Stair Baluster - Black - 31"	TIMBERTECH
Internal Joist	20	2X8X10 Treated	TREATED
Internal Joist	11	2X8X12 Treated	TREATED
Beam	2	2X10X14 Treated	TREATED
Beam	4	2X10X10 Treated	TREATED
Beam	2	2X10X18 Treated	TREATED
Beam	2	2X10X12 Treated	TREATED

To find a TimberTech Dealer or Contractor in your area, please go to [www.timbertech.com](http://www.timbertech.com)

### Other Materials

Qty	Description
5	1 LB. 10D X1 1/2" Nail
2	5 LB. 10D Hot-Dip Galvanized Nail
2	1 LB. 10D Hot-Dip Galvanized Nail
67	2x8-10" Triple Zinc Joist Hanger JUS28-TZ
9	7" Triple Zinc Angle Clip AC7-TZ
5	1LB. 8D Galvanized Common Nail
4	1 LB. 1-1/2" Joist Hanger Nail
105	Triple Zinc Rafter Tie RT7-TZ
26	Anchor Bolt AB128
26	4X4 Triple Zinc Deck Post Anchor PA44E-TZ
41	80 L.B. Basic Concrete Mix
1	60 L.B. Basic Concrete Mix
3	10 LB. Basic Concrete Mix
20	8" X 48" Concrete Form Tube
416	1/2 Galvanized Flat Washer
9	1/2 Galvanized Hex Nut
208	1/2 X 8" Galvanized Carriage Bolt
46	7" Triple Zinc Angle Clip AC7-TZ
66	4X4 Triple Zinc Deck Post Tie SDPT7-TZ
1	1 LB. 8X3" Philips Head Stainless Deck Screws
33	TimberTech 5" Post Skirt - Kona®
132	3/8 Galvanized Hex Nut
264	3/8 Galvanized Flat Washer
132	3/8 X 8" Galvanized Carriage Bolt
33	TimberTech 5" x 5" Post Sleeve - Kona® - 42"
33	TimberTech 5" LED Post Cap Light
33	TimberTech 5" Post Cap - Kona®
1	TT/AZEK Wire Guide - 60 Packs of 12 ea.
2	TT/AZEK 100' wire 16/2
1	TT/AZEK Decklites Dimmer
1	TT/AZEK Transformer - 12 Volt 150 W
10	TimberTech Cortex - 100 LF Evolutions Pacific Teak - Pacific Teak
1	TimberTech TOPLoc Fascia Bit
3	TimberTech TOPLoc Fascia Pack Walnut - Walnut
22	1/2 X 6" Galvanized Lag Screw
1	1LB. 16D Galvanized Common Nail
7	2x6-8" Triple Zinc Right Skewed Joist Hanger SKH26R-TZ
1	5" Triple Zinc Angle Clip MP5-TZ
2	THR128-HDG Threaded Rod

Qty	Description
4	DTB-TZ Deck Tie Bracket
9	2 Pieces of Joist Material Nailed to Each Joist Splice

**LEGAL DISCLAIMER:** The suggested design is a construction guide and is **NOT** a finished building plan. It is your responsibility to verify its accuracy, completeness, suitability for your particular site conditions, and compliance with local building codes and practices. Please consult your local building codes for requirements for deck lighting, railing, and stairs.

**AZEK Building Products and its affiliates assume no responsibility for any damages, including direct or consequential, personal injuries suffered, or property or economic losses incurred as a result of the information published within this Deck Design, AZEK Building Products and its affiliate websites or Deck Design Detail Report. Before beginning any project, review the instructions carefully. We cannot anticipate all of your working conditions or the characteristics of your materials and tools. For your safety, you should consider your own skill level and use caution, care and good judgment when following the instructions. If you have doubts, concerns or questions, consult local experts, architects, soil engineers or building authorities. Because local zoning and building codes and regulations vary greatly, you should ALWAYS CHECK WITH LOCAL AUTHORITIES TO ENSURE THAT YOUR PROJECT COMPLIES WITH ALL APPLICABLE CODES AND REGULATIONS. Always read and observe instructions and safety precautions provided by any tool or equipment manufacturer, and follow all accepted safety procedures.**

**You are responsible for ensuring that all measurements are correct. Due to the size, shape, location or other considerations, your design may require supporting structures, such as knee braces and bridging between joists and posts and are not included on the materials list and other information provided. YOU ARE RESPONSIBLE FOR ENSURING THAT YOUR DESIGN IS SAFE AND STRUCTURALLY SOUND FOR ITS SIZE, LOCATION AND ANTICIPATED USE. You are also responsible for verifying that the design and any substitutions or modifications you make meet all local building codes and regulations.**

**AZEK Building Products and its affiliates assume no liability or responsibility for your design, construction or use of any product supplied by AZEK Building Products.**

**YOU ASSUME TOTAL RESPONSIBILITY AND RISK FOR YOUR USE OF THE AZEK BUILDING PRODUCTS DESIGN, THE AZEK BUILDING PRODUCTS WEBSITE AND SUPPLIED DECK DESIGN DETAIL REPORT. AZEK BUILDING PRODUCTS PROVIDES THIS WEB-BASED TOOL, ALL INFORMATION, PRODUCTS, AND SERVICES "AS IS" AND DOES NOT MAKE EXPRESS OR IMPLIED WARRANTIES, REPRESENTATIONS, OR ENDORSEMENTS OF ANY KIND WHATSOEVER (INCLUDING WITHOUT LIMITATION, THE IMPLIED WARRANTIES OF MERCHANTABILITY OR FITNESS FOR A PARTICULAR PURPOSE).**