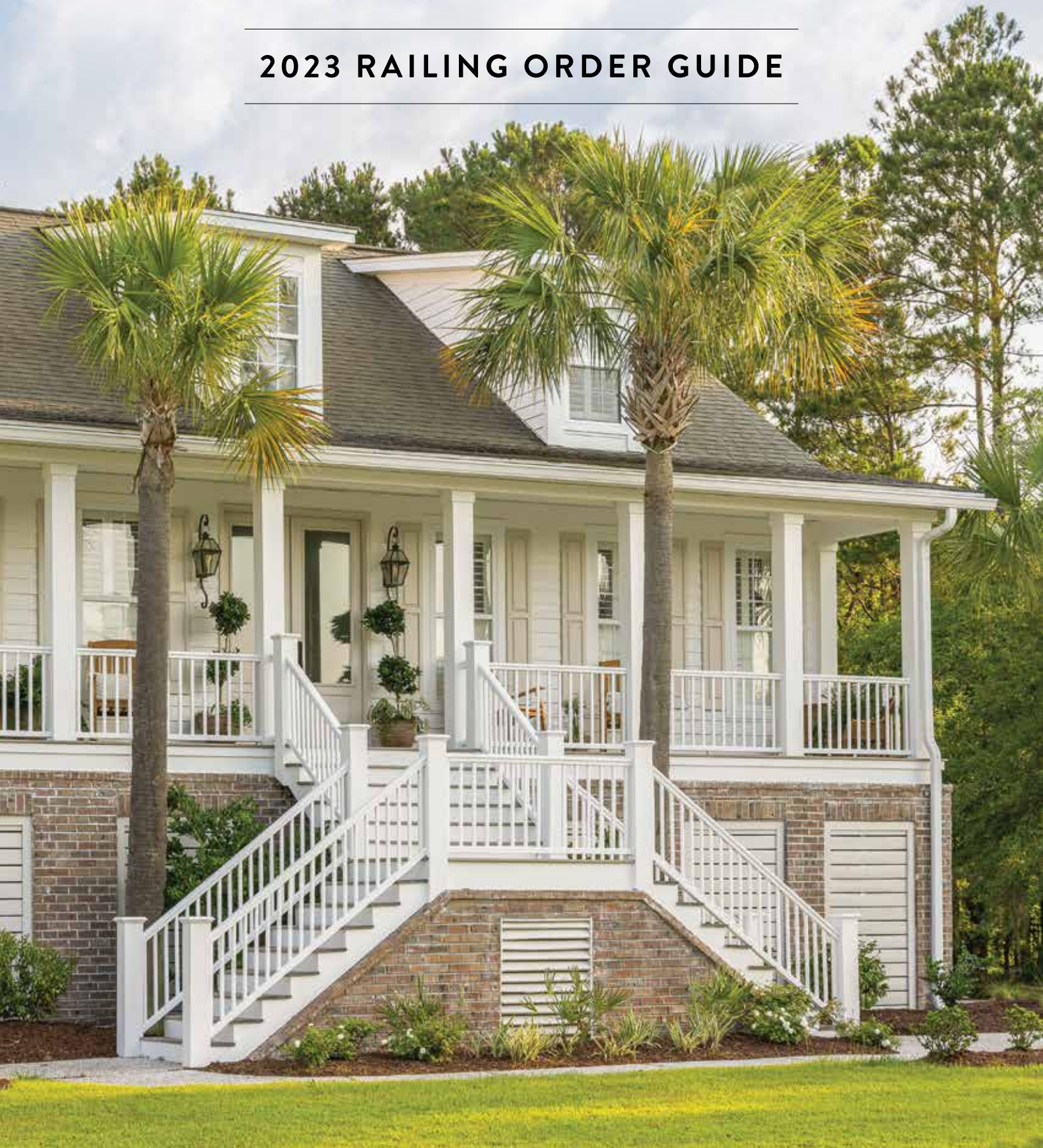


TimberTech®

RAILING

BY AZEK®

2023 RAILING ORDER GUIDE



Railing Overview4

PVC RAILING

Statement Rail™6

Pinnacle Rail™6

COMPOSITE RAILING

Classic Composite Series8

RadianceRail Express®14

METAL RAILING

Impression Rail Express®16

ACCESSORIES

Lighting and Accessories22

CableRail Accessories, Hardware Kits, and Secure Mount Post23

Gate Kits24

ADA Handrail25



The TimberTech Railing portfolio delivers enduringly beautiful designs as well as superior performance, whether choosing from our PVC, composite, or metal railing collections. Plus, lots of customization options make it easy to create a look all your own.

WHY CHOOSE TIMBERTECH RAILING?

TRUSTED BRAND

TimberTech is a trusted outdoor living brand and a leader in premium, wood-alternative railing and decking.

HIGH-QUALITY

TimberTech Railing is made from high-quality materials for exceptional durability and minimal maintenance.

TOP WARRANTIES

Get peace of mind with 25-Year Limited Product Warranty, plus 25-Year Limited Fade & Stain Warranty for Premium Matte colors.

STYLE VARIETY

Get the aesthetic you want with options at every price point, from entry level to premium.

DESIGN VERSATILITY

Create a look all your own with multiple customization options from top rails to infills to colors and more.

ECO-FRIENDLY

Made to be strong and stable with the composite railing made from up to 50% recycled material.



Front cover: Classic Composite Series Matte White Premier Rail
 English Walnut - Vintage Collection
 Classic Composite Series in White with Radiance Rail in Matte Espresso

THREE DURABLE MATERIALS, ENDLESS STYLE OPTIONS



Driftwood - Reserve Collection
Pinnacle Rail

PVC

\$\$\$\$

Extruded PVC material with aluminum reinforcement for exceptional performance, this collection has elevated design.

- Best moisture resistance & durability: Won't crack, rot, or split
- UV-resistant for color protection
- Lightweight for easier handling
- Paintable for a custom look, but not required for protection
- Milled-wood-inspired design
- Elevated design: Crisp corners, tight, clean lines



Dark Hickory - Vintage Collection
Classic Composite Series Premier Rail

COMPOSITE

\$\$-\$\$\$

A mix of high-performance polymers and recycled wood fibers for impressive durability, this collection offers the most customization and style options.

- Highly durable: Resists cracking, splitting, and splintering
- Moisture-resistant: Protected from mold, mildew & rot
- Resembles the look of painted wood
- Premium Matte colors protected by 25-year Limited Fade & Stain Warranty
- Never needs painting or staining for protection
- Made from up to 50% recycled material
- Offers the most customizations & styles from modern to traditional



Mahogany - Vintage Collection
Impression Rail Express Classic Top Rail

METAL

\$\$

Powder-coated aluminum for high performance and corrosion resistance, the panelized railing system in this collection makes it easy to install.

- Superior durability: Resists fading, staining, and scratching
- Moisture-resistant: Resists rotting and cracking
- Narrower balusters for a less obstructed view (up to 30% less than competitors)
- Panelized railing system for a quick install (no fastening of individual balusters)
- Wrought-iron-inspired aesthetics
- Sleek top rail options with no visible hardware

PVC

For clients who love the look of refined milled wood railing but want to avoid the costly upkeep, choose our PVC railing. These railing designs feature classic aesthetics with superior performance and durability to ensure a long-lasting railing that requires minimal maintenance.



PRODUCT DESCRIPTION	TimberTech Model Number
WHITE	
STATEMENT SERIES RAIL KITS - (2-3/4" Graspable Rail Kit with Reinforcements, 14 Hollow Balusters for 6', 18 Hollow Balusters for 8', Hardware and Footblocks)	
6' 36" Statement PVC Level Rail Kit	ST60275-6K36H
8' 36" Statement PVC Level Rail Kit	ST60275-8K36H
6' 36" Statement PVC Stair Rail Kit	ST60275-6K36/SH
8' 36" Statement PVC Stair Rail Kit	ST60275-8K36/SH
6' 42" Statement PVC Level Rail Kit	ST60275-6K42H
8' 42" Statement PVC Level Rail Kit	ST60275-8K42H
STATEMENT SERIES RAIL KITS - Round Aluminum Baluster (RAB) - (2-3/4" Graspable Rail Kit with Reinforcements, 16 Hollow Round Balusters for 6' Level, 22 for 8' Level, 14 for 6' Stair, and 19 for 8' Stair, Hardware and Footblocks)	
6' 36" Statement PVC Level Rail Kit - Round Aluminum Balusters	ST60275-6K36-AL
8' 36" Statement PVC Level Rail Kit - Round Aluminum Balusters	ST60275-8K36-AL
6' 36" Statement PVC Stair Rail Kit - Round Aluminum Balusters	ST60275-6K36/S-AL
8' 36" Statement PVC Stair Rail Kit - Round Aluminum Balusters	ST60275-8K36/S-AL
6' 42" Statement PVC Level Rail Kit - Round Aluminum Balusters	ST60275-6K42-AL
8' 42" Statement PVC Level Rail Kit - Round Aluminum Balusters	ST60275-8K42-AL
PINNACLE SERIES RAIL KITS - (3-1/2" Rail Kit with Reinforcements, 13 Solid Balusters for 6', 18 Solid Balusters for 8', Hardware and Footblocks)	
6' 36" Pinnacle PVC Level Rail Kit	PN40350F-6K36
8' 36" Pinnacle PVC Level Rail Kit	PN40350F-8K36
6' 36" Pinnacle PVC Stair Rail Kit	PN40350F-6K36/S
8' 36" Pinnacle PVC Stair Rail Kit	PN40350F-8K36/S
6' 42" Pinnacle PVC Level Rail Kit*	PN40350F-6K42
8' 42" Pinnacle PVC Level Rail Kit*	PN40350F-8K42
PINNACLE SERIES RAIL DECO PANELS	
Pinnacle Decorative Panel, "Chippendale Type 1" for 36" High Rails. Panel Size 1-1/4" x 29-3/4" x 29-3/4"	PN40DP36-1
Pinnacle Decorative Panel, "Square Web" for 36" High Rails. Panel Size 1-1/4" x 29-3/4" x 29-3/4"	PN40DP36-3
Pinnacle Decorative Panel, "Chippendale Type 1" for 42" High Rails. Panel Size 1-1/4" x 35-3/4" x 35-3/4"	PN40DP42-1
Pinnacle Decorative Panel, "Square Web" for 42" High Rails. Panel Size 1-1/4" x 35-3/4" x 35-3/4"	PN40DP42-3

*For 42" PVC Rail applications you will need to purchase a stair Rail Bracket kit separately to assemble stair section.

HOW TO ORDER

1. STYLES AND COLORS

COLOR OPTION



WHITE



2.75"W x 3"H

Estimated installation time to install one rail panel

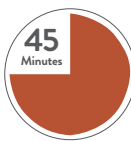
STATEMENT RAIL™



3.5"W x 1.875"H

Estimated installation time to install one rail panel

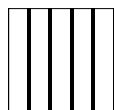
PINNACLE RAIL™



2. INFILLS




HOLLOW SQUARE BALUSTERS




BLACK ALUMINUM BALUSTERS



SOLID SQUARE BALUSTERS



CHIPPENDALE TYPE 1



SQUARE WEB

3. POSTS SLEEVES

5" x 48" POST SLEEVE
5" x 108" POST SLEEVE



CAPS AND SKIRTS

1" x 6 1/2" PLAIN FLAT POST CAP



SKIRT RING FOR 5" EXTRUDED POST SLEEVE



LIGHTING



ACCENT LIGHTS (AVAILABLE IN WHITE, MATTE WHITE, AND ARCHITECTURAL BRONZE)



5" x 5", 5.5" x 5.5" LIGHTED ISLAND CAP*
8.32" x 8.32" PROFILE



5" x 5", 5.5" x 5.5" POST CAP LIGHT*



* Must be used with Classic Composite Series post sleeve



Driftwood - Reserve Collection
Pinnacle Rail with Square Web Decorative Panel

PVC SERIES POST SLEEVES, POST CAPS, AND POST SKIRTS (for use with Statement or Pinnacle Rail Kits)

5" Sq x 48" Post Sleeve 3/8" Wall, with Adjustable Shims	TTNEWEL5-EX
5" Sq x 108" Post Sleeve 3/8" Wall, with Adjustable Shims	TTNEWEL5X108-EX
1" x 6-3/4" Plain Flat Post Cap to fit 5" Square Post Sleeve	TTNCLAT5
Base Post Skirt Ring for 5" Extruded Post Sleeve	TTNBTR5-EX

PVC SERIES HARDWARE

Statement Series Rail Bracket Kit, 4 Brackets & Screws, for Straight Level Rail Section	ST60BKTSET
Statement Series Stair Rail Bracket Kit, 4 Brackets & Screws, for Stair Rail Section	ST60STAIRSET
Pinnacle Rail Bracket Kit, 4 Brackets & Screws, for Straight Level Rail Section	PN40BKTSET
Pinnacle Stair Rail Bracket Kit, 2 Top Brackets, 2 Bottom Brackets & Screws, for Stair Rail Section	PN40STAIRSET

PVC SERIES GATES (actual gate size = 2" less than gate opening width)

Statement 2-3/4" Top Reinforced Gate for 36" Wide Opening, 36" Rail Height (actual size 34" x 33-3/8"), Includes Hardware	ST60275G-3636
Statement 2-3/4" Top Reinforced Gate for 42" Wide Opening, 36" Rail Height (actual size 40" x 33-3/8"), Includes Hardware	ST60275G-4236
Pinnacle Flat Top Reinforced Gate for 36" Wide Opening, 36" Rail Height (actual size 34" x 33"), Includes Hardware	PN40350GF-3636
Pinnacle Flat Top Reinforced Gate for 42" Wide Opening, 36" Rail Height (actual size 40" x 33"), Includes Hardware	PN40350GF-4236

CLASSIC COMPOSITE SERIES

With a universal bottom rail, the Classic Composite Series boasts the most customization options, making it easy to create a unique look. With four top rail options, four infills, five colors, and other customizations like lighting, the Classic Composite Series offers homeowners the most design versatility.

25-YEAR LIMITED FADE & STAIN WARRANTY FOR MATTE COLORS

Rest assured your railing will stay richly hued for decades to come — no staining required. We're proud to offer one of the only 25-year limited fade & stain warranties for composite railing colors in the marketplace.

KITS, PACKS, AND TOP RAILS

Compatible with all profiles in the Classic Composite Series (Premier Railing®, RadianceRail®, Trademark Rail™, and Drink Rail).



PRODUCT DESCRIPTION	TimberTech Item Number				
	WHITE	BLACK	MATTE WHITE	MATTE ESPRESSO	MATTE BLACK
UNIVERSAL RAIL KITS - Kits include 1 Universal Rail, 2 Support Rails, Hardware, Footblocks, and 13 Balusters for 6', 18 Balusters for 8'					
6' Universal Rail Kit	TCU36KIT6W	—	TCU36KIT6MW	—	—
8' Universal Rail Kit	TCU36KIT8W	—	TCU36KIT8MW	—	—
UNIVERSAL RAIL PACKS - Packs include 1 Universal Rail, 2 Support Rails, Hardware, and Footblocks					
6' Universal Rail Pack	TCURP6W	TCURP6B	TCURP6MW	TCURP6ME	TCURP6MB
8' Universal Rail Pack	TCURP8W	TCURP8B	TCURP8MW	TCURP8ME	TCURP8MB
10' Universal Rail Pack	TCURP10W	TCURP10B	TCURP10MW	—	TCURP10MB
6' Custom Universal Rail Pack - Laser Etched	TCURPCUST6W	TCURPCUST6B	TCURPCUST6MW	TCURPCUST6ME	TCURPCUST6MB
8' Custom Universal Rail Pack - Laser Etched	TCURPCUST8W	TCURPCUST8B	TCURPCUST8MW	TCURPCUST8ME	TCURPCUST8MB
10' Custom Universal Rail Pack - Laser Etched	TCURPCUST10W	TCURPCUST10B	TCURPCUST10MW	—	TCURPCUST10MB
PREMIER TOP RAIL					
6' Premier Top Rail	APTR6W	APTR6B	APTR6MW	APTR6ME	APTR6MB
8' Premier Top Rail	APTR8W	APTR8B	APTR8MW	APTR8ME	APTR8MB
10' Premier Top Rail	APTR10W	APTR10B	APTR10MW	—	APTR10MB
RADIANCE RAIL TOP RAIL					
6' RadianceRail Top Rail	TRRTR06W	TRRTR06B	TRRTR06MW	TRRTR06ME	TRRTR06MB
8' RadianceRail Top Rail	TRRTR08W	TRRTR08B	TRRTR08MW	TRRTR08ME	TRRTR08MB
10' RadianceRail Top Rail	TRRTR10W	TRRTR10B	TRRTR10MW	—	TRRTR10MB
TRADEMARK TOP RAIL					
6' Trademark Top Rail	ATTR6W	—	ATTR6MW	—	—
8' Trademark Top Rail	ATTR8W	—	ATTR8MW	—	—
10' Trademark Top Rail	ATTR10W	—	ATTR10MW	—	—
DRINK RAIL (UNIVERSAL BOTTOM RAIL) - Includes Undrilled Rail and Hardware to attach deck board					
6' Universal Rail	UDCUSTCUBR6W	UDCUSTCUBR6B	UDCUSTCUBR6MW	UDCUSTCUBR6ME	UDCUSTCUBR6MB
8' Universal Rail	UDCUSTCUBR8W	UDCUSTCUBR8B	UDCUSTCUBR8MW	UDCUSTCUBR8ME	UDCUSTCUBR8MB
10' Universal Rail	UDCUSTCUBR10W	UDCUSTCUBR10B	UDCUSTCUBR10MW	—	UDCUSTCUBR10MB
TimberTech Item Number					
CLASSIC COMPOSITE SERIES HARDWARE KITS					
Universal Hardware Kit	AZTHWKITRT				
8' Baluster Fastener Kit	AZTFAST8				

Note: A 5.5" x 5.5" post sleeve is required for applications with 45° or other angled cuts when using Premier Rail and Trademark Rail Top Rails. Radiance Top Rail can utilize a 5" x 5" or larger post sleeve when attaching a 45 degree cut.

Drink Rail Guidelines

- Compatible with all full-profile, square-shoulder, standard-width (5.5") deck boards from the TimberTech Advanced PVC and Composite lines. NOT compatible with scalloped boards (i.e., Terrain Collection, Prime Collection & Prime+ Collection®)
 - Narrow width (3.5") boards should be used for between-the-post applications only.
 - Wide width (7.25") boards should be used for over-the-post applications only.
- Compatible with all Classic Composite Series Railing Infills except for glass.
- For over-the-post applications it is important that the deck board used be wide enough to completely cover the top of the post sleeve. For between-the-post applications, any post sleeve sizes work.

Compatible Post Sleeve Size for Over-the-Post Applications	TimberTech Composite Board Width	TimberTech Advanced PVC Board Width
4" x 4"	Standard Width	Standard Width & Wide Width
5" x 5"	N/A	Standard Width & Wide Width
5.5" x 5.5"	N/A	Wide Width



French White Oak - Landmark Collection
Matte White - Classic Composite Series Drink Rail

INFILLS

PRODUCT DESCRIPTION	TimberTech Item Number				
	WHITE	BLACK	MATTE WHITE	MATTE ESPRESSO	MATTE BLACK
COMPOSITE BALUSTERS - 18/Pack					
29" Square Composite Balusters for 36" railing height and stairs	AZT29BALW	AZT29BALB	AZT29BALMW	AZT29BALME	AZT29BALMB
31" Square Composite Balusters for stairs	AZT31BALW	AZT31BALB	AZT31BALMW	AZT31BALME	AZT31BALMB
35" Square Composite Balusters for 42" railing height and stairs	AZT35BALW	AZT35BALB	AZT35BALMW	AZT35BALME	AZT35BALMB
37" Square Composite Balusters for stairs	AZT37BALW	AZT37BALB	AZT37BALMW	AZT37BALME	AZT37BALMB
CABLERAIL KITS BY FEENEY®					
36" CableRail Hardware Kit - 9 Quick-Connect fittings, 9 Quick-Connect swivel fittings, 18 Hanger Bolts, 9 Lock Nuts					AZTCR36HWKIT
42" CableRail Hardware Kit - 11 Quick-Connect fittings, 11 Quick-Connect swivel fittings, 22 Hanger Bolts, 11 Lock Nuts					AZTCR42HWKIT
36" CableRail Intermediate Baluster - 9-Hole Baluster, Intermediate Base Plate, #10X2" Pan Head Screw, (3) #10X1" Flat Head Screws					AZTCR36BAL
42" CableRail Intermediate Baluster - 11-Hole Baluster, Intermediate Base Plate, #10X2" Pan Head Screw, (3) #10X1" Flat Head Screws					AZTCR42BAL
36" CableRail Stair Intermediate Baluster - Angled 9-Hole Baluster, Intermediate Base Plate, #10X2" Pan Head Screw, (3) #10X1" Flat Head Screws					AZTCR36STAIRBAL
42" CableRail Stair Intermediate Baluster - Angled 11-Hole Baluster, Intermediate Base Plate, #10X2" Pan Head Screw, (3) #10X1" Flat Head Screws					AZTCR42STAIRBAL
CableRail 100' Stainless Steel Cable					AZTCR100CABLE
CableRail 500' Stainless Steel Cable					AZTCR500CABLE
CableRail Accessory Kit					AZTCRACCKIT
CableRail Cutter					AZTCRCUTTER
CableRail Protector Sleeves (20/pack)					AZTCRSLEEVE
CableRail SteelRenewal™ SteelProtect™ Combo					AZTCRSRSPC
GLASS CHANNEL KITS *Glass infills are not compatible with Drink Rail top rail option.					
6' Glass Channel Kit White - Glass Panel Sourced Locally					AZTGLASS6W
6' Glass Channel Kit Black - Glass Panel Sourced Locally					AZTGLASS6B
ALUMINUM BALUSTERS - 20/Pack					
	BLACK ROUND	BLACK ROUND STAIR	BLACK SQUARE	BLACK SQUARE STAIR	
29" Aluminum Baluster for 36" rail height	AZT29RABALB	—	AZT29SABALB	—	
31" Aluminum Baluster for 36" rail height and stairs	AZT31RABALB	AZT31RASTAIRBALB	AZT31SABALB	AZT31SASTAIRBALB	
35" Aluminum Baluster for 42" rail height	AZT35RABALB	—	AZT35SABALB	—	
37" Aluminum Baluster for 42" rail height and stairs	AZT37RABALB	AZT37RASTAIRBALB	AZT37SABALB	AZT37SASTAIRBALB	

Required number of Balusters for Composite: 23 per 10' section, 18 per 8' section, 13 per 6' section.
 Required number of Balusters for Aluminum: 25 per 10' section, 20 per 8' section, 15 per 6' section.


POST SLEEVES, CAPS, SKIRTS

PRODUCT DESCRIPTION	TimberTech Item Number				
	WHITE	BLACK	MATTE WHITE	MATTE ESPRESSO	MATTE BLACK
POST SLEEVES					
4" x 4" x 39" Post Sleeve	AZT4X4PCV39W	AZT4X4PCV39B	AZT4X4PCV39MW	AZT4X4PCV39ME	AZT4X4PCV39MB
4" x 4" x 96" Post Sleeve	AZT4X4PCV96W	AZT4X4PCV96B	AZT4X4PCV96MW	AZT4X4PCV96ME	AZT4X4PCV96MB
5" x 5" x 42" Post Sleeve	T5X5PCV42W	T5X5PCV42B	T5X5PCV42MW	T5X5PCV42ME	T5X5PCV42MB
5" x 5" x 144" Post Sleeve	T5X5PCV144W	T5X5PCV144B	T5X5PCV144MW	T5X5PCV144ME	T5X5PCV144MB
5.5" x 5.5" x 39" Post Sleeve	A55X55PCV39W	A55X55PCV39B	A55X55PCV39MW	A55X55PCV39ME	A55X55PCV39MB
5.5" x 5.5" x 54" Post Sleeve	A55X55PCV54W	A55X55PCV54B	A55X55PCV54MW	A55X55PCV54ME	A55X55PCV54MB
5.5" x 5.5" x 144" Post Sleeve	A55X55PCV144W	A55X55PCV144B	A55X55PCV144MW	A55X55PCV144ME	A55X55PCV144MB
POST CAPS AND SKIRTS					
4" x 4" Post Cap	TX4X4PCAPW	TX4X4PCAPB	TX4X4PCAPMW	TX4X4PCAPME	TX4X4PCAPMB
4" x 4" Island Cap	TX4X4ICAPW	TX4X4ICAPB	TX4X4ICAPMW	TX4X4ICAPME	TX4X4ICAPMB
4" x 4" Post Skirt	AZT4X4PSKIRTW	AZT4X4PSKIRTB	AZT4X4PSKIRTMW	AZT4X4PSKIRTME	AZT4X4PSKIRTMB
5" x 5" Post Cap	T5X5PCAPW	T5X5PCAPB	T5X5PCAPMW	T5X5PCAPME	T5X5PCAPMB
5" x 5" Post Skirt	T5X5PSKIRTW	T5X5PSKIRTB	T5X5PSKIRTMW	T5X5PSKIRTME	T5X5PSKIRTMB
5.5" x 5.5" Pyramid Cap	A55X55PCAPW	A55X55PCAPB	A55X55PCAPMW	A55X55PCAPME	A55X55PCAPMB
5.5" x 5.5" Island Cap	A55X55ICAPW	A55X55ICAPB	A55X55ICAPMW	A55X55ICAPME	A55X55ICAPMB
5.5" x 5.5" Post Skirt	A55X55PSKIRTW	A55X55PSKIRTB	A55X55PSKIRTMW	A55X55PSKIRTME	A55X55PSKIRTMB

A 5.5" x 5.5" post sleeve is required for applications with 45° or other angled cuts.

SUPPORT RAILS

PRODUCT DESCRIPTION	TimberTech Item Number			
	WHITE	BLACK	MATTE ESPRESSO	MATTE BLACK
CUSTOM SUPPORT RAILS - Laser-Etched for Aluminum Balusters				
8' Custom Support Rails	AZTBULKSR8W	AZTBULKSR8B	AZTBULKSR8ME	—
CUSTOM SUPPORT RAILS - Blank for 10' Bottom Support Rails				
10' Custom Support Rails	AZTBULKUDSR10W	AZTBULKUDSR10B	—	—
ALUMINUM SUPPORT RAILS - Drilled for Composite Balusters				
10' Aluminum Support Rails	AZTBULKSRI0W	AZTBULKSRI0B	—	—
CUSTOM ALUMINUM SUPPORT RAILS - Marked for Aluminum Balusters				
10' Custom Aluminum Support Rails	AZTBULKCUSTR10W	AZTBULKCUSTR10B	—	—



Whitewash Cedar - Legacy Collection
 Classic Composite Series Drink Rail



Dark Hickory - Vintage Collection
 Classic Composite Series Premier Rail

HOW TO ORDER CLASSIC COMPOSITE SERIES

1. STYLES AND COLORS



PREMIER RAILING®
3.5"W x 2.7"H



RADIANCERAIL®
2.9"W x 2.9"H



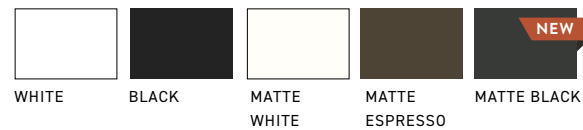
TRADEMARK RAIL™
3.5"W x 2.7"H
ONLY AVAILABLE IN WHITE
AND MATTE WHITE



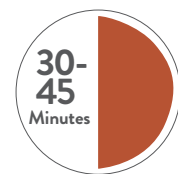
DRINK RAIL
COMPATIBLE WITH
NARROW, STANDARD,
AND WIDE WIDTH
BOARDS

- TIMBERTECH PVC
BOARDS
5.5"W x 1"H
- TIMBERTECH
COMPOSITE BOARDS
5.36"W x .94"H

COLOR OPTIONS



Matte colors also include a 25-Year
Fade & Stain Limited Warranty



Estimated installation time to install one rail panel

2. INFILLS

1.25" x 1.25" COMPOSITE



.75" x .75" ALUMINUM
ROUND AND SQUARE (BLACK ONLY)



*GLASS CHANNEL
TO FIT 1/4" TEMPERED GLASS



*CABLERAIL



* GLASS SOLD SEPARATELY.

3. POSTS SLEEVES

AVAILABLE IN
4" x 4"
5" x 5"
5.5" x 5.5"
6" x 6" (WHITE
ONLY)



CAPS AND SKIRTS

4" x 4" CAP
5.63" x 5.63" PROFILE



4" x 4" ISLAND CAP
7.1" x 7.1" PROFILE



5" x 5" CAP
7.11" x 7.11" PROFILE



5.5" x 5.5" ISLAND CAP
8.32" x 8.32" PROFILE



5.5" x 5.5" PYRAMID CAP
8.32" x 8.32" PROFILE



6" x 6" ISLAND CAP (WHITE ONLY)



4" x 4" SKIRT
5.42" x 5.42" PROFILE



5" x 5" SKIRT
6.36" x 6.36" PROFILE



5.5" x 5.5" SKIRT
8.0" x 8.0" PROFILE



6" x 6" SKIRT (WHITE ONLY)



LIGHTING

5.5" x 5.5" LIGHTED ISLAND CAP
8.32" x 8.32" PROFILE



4" x 4", 5" x 5", 5.5" x 5.5"
POST CAP LIGHT



ACCENT LIGHTS
(AVAILABLE IN WHITE, MATTE WHITE,
OR ARCHITECTURAL BRONZE)



UNDER RAIL LIGHTS



RADIANCE RAIL EXPRESS®

Made from a mix of recycled wood and plastic fibers, TimberTech composite railing boasts superior durability to wood, while being extremely low maintenance. Enjoy easy ordering and installation with the Smart Set Kit – it has everything you need to build the railing in one kit.



PRODUCT DESCRIPTION	TimberTech Model Number		
	WHITE	BLACK	KONA
RADIANCE RAIL EXPRESS SMART SETS - Includes Top & Bottom Rail, 4" x 4" Post Sleeve, 4" Post Cap, 4" Post Skirt, Hardware, Footblocks, Gaskets, 13 Balusters for 6', 18 Balusters for 8'			
6' RadianceRail Express Smart Set	TXSS6W	—	—
6' RadianceRail Express Stair Smart Set	TXSS6W	—	—
8' RadianceRail Express Smart Set	TXSS8W	—	—
8' RadianceRail Express Stair Smart Set	TXSS8W	—	—
RADIANCE RAIL EXPRESS PACKS Packs include Top and Bottom Rail, Hardware, Gaskets, and Footblocks			
6' RadianceRail Express Pack	TXRP6W	TXRP6B	TXRP6K
8' RadianceRail Express Pack	TXRP8W	TXRP8B	TXRP8K
RADIANCE RAIL EXPRESS STAIR PACKS Packs include Top and Bottom Rail, Hardware, and Footblocks			
8' RadianceRail Express Stair Pack	TXSRP8W	TXSRP8B	TXSRP8K
RADIANCE RAIL EXPRESS ROUND ALUMINUM BALUSTER (RAB) RAIL PACKS Packs include Top and Bottom Rail, Hardware, Gaskets, and Footblocks			
6' RadianceRail Express RAB Pack	TXRPAB6W	TXRPAB6B	TXRPAB6K
8' RadianceRail Express RAB Pack	TXRPAB8W	TXRPAB8B	TXRPAB8K
RADIANCE RAIL EXPRESS ROUND ALUMINUM BALUSTER (RAB) STAIR PACKS Packs include Top and Bottom Rail, Hardware, and Footblocks			
8' RadianceRail Express RAB Stair Pack	TXSRPAB8W	TXSRPAB8B	TXSRPAB8K



The Smart Set makes ordering and installation easier by bundling all the railing components together in a single kit. Only available in White with composite balusters in 36" finished rail height.


Rail Packs are available in different lengths for level and stair applications with baluster options to accommodate a 36" or 42" railing height. RadianceRail Express pairs well with 4" x 4" Post Sleeve.

RadianceRail Express gaskets are included with the level Rail Packs, and RadianceRail Express hardware is included in all Rail Packs. Hardware and gaskets are also offered separately for installing two shorter sections while using one Rail Pack and for replacements.

HOW TO ORDER

1. STYLES AND COLORS

COLOR OPTIONS




2.7"W x 2.4"H



Estimated installation time to install one rail panel

2. INFILLS



3. POSTS SLEEVES

AVAILABLE IN 4" x 4"



CAPS AND SKIRTS

4" x 4" CAP
5.63" x 5.63" PROFILE



4" x 4" ISLAND CAP
7.1" x 7.1" PROFILE



4" x 4" SKIRT
5.42" x 5.42" PROFILE



LIGHTING

ACCENT LIGHTS
(AVAILABLE IN WHITE, MATTE WHITE, AND ARCHITECTURAL BRONZE)



4" x 4" POST CAP LIGHT



PRODUCT DESCRIPTION	TimberTech Model Number		
	WHITE	BLACK	KONA
RADIANCE RAIL EXPRESS COMPOSITE BALUSTERS - 18/Pack			
29.75" Square Composite Baluster	TX30BALW	TX30BALB	TX30BALK
35.75" Square Composite Baluster	TX36BALW	TX36BALB	TX36BALK
RADIANCE RAIL EXPRESS ROUND ALUMINUM BALUSTERS - 18/Pack			
29" Round Aluminum Balusters	—	TX30RABALB	—
35" Round Aluminum Balusters	—	TX36RABALB	—
RADIANCE RAIL EXPRESS POST SLEEVES			
4" x 4" x 39" Post Sleeve	AZT4X4PCV39W	AZT4X4PCV39B	AZT4X4PCV39K
4" x 4" x 96" Post Sleeve	AZT4X4PCV96W	AZT4X4PCV96B	AZT4X4PCV96K
RADIANCE RAIL EXPRESS POST CAPS AND SKIRTS			
4" x 4" Post Cap	TX4X4PCAPW	TX4X4PCAPB	TX4X4PCAPK
4" x 4" Island Cap	TX4X4ICAPW	TX4X4ICAPB	TX4X4ICAPK
4" x 4" Post Skirt	AZT4X4PSKIRTW	AZT4X4PSKIRTB	AZT4X4PSKIRTK
RADIANCE RAIL EXPRESS HARDWARE KITS			
Mounting Kit	TXBKTKITW	TXBKTKITB	TXBKTKITK
Mounting Kit for Stairs	TXBKTSTAIRKITW	TXBKTSTAIRKITB	TXBKTSTAIRKITK
Gasket Pack Kit - Includes 4 gaskets (for level applications only)	TXGSTPKW	TXGSTPKB	TXGSTPKK

- Required number of composite balusters for level applications: 18 per 8' section, 13 per 6' section.
 - Required number of composite balusters for stairs: 14 per 8' section, 11 per 6' section.
 - Required number of round aluminum balusters for level applications: 20 per 8' section, 15 per 6' section.
 - Required number of round aluminum balusters for stairs: 20 per 8' section, 15 per 6' section.
- Additional Post Sleeves, Post Caps, and Post Skirts may be purchased separately if needed.

IMPRESSION RAIL EXPRESS®

Lean into a minimalist railing profile with this pre-assembled aluminum panel that keeps sightlines clear and install time short. Sleek, strong, and minimalist, this railing profile features hidden fasteners and fades into the background to keep the stunning view as the star of any outdoor living space.



LEVEL AND STAIR PANEL KITS

PRODUCT DESCRIPTION	TimberTech Item Number		
	WHITE	BLACK	DARK BRONZE
IMPRESSION RAIL EXPRESS UNIVERSAL BALUSTER PANEL KITS Kits include Baluster Panel, Bottom Rail Cover, Hardware, Brackets, and Footblock			
36" 6' Level Universal Baluster Panel - 15 Balusters (actual length 69.4")	AZTIX36UNLP6W	AZTIX36UNLP6B	AZTIX36UNLP6BR
42" 6' Level Universal Baluster Panel - 15 Balusters (actual length 69.4")	AZTIX42UNLP6W	AZTIX42UNLP6B	AZTIX42UNLP6BR
36" 8' Level Universal Baluster Panel - 20 Balusters (actual length 91.3")	AZTIX36UNLP8W	AZTIX36UNLP8B	AZTIX36UNLP8BR
42" 8' Level Universal Baluster Panel - 20 Balusters (actual length 91.3")	AZTIX42UNLP8W	AZTIX42UNLP8B	AZTIX42UNLP8BR
IMPRESSION RAIL EXPRESS UNIVERSAL BALUSTER PANEL STAIR KITS Kits include Baluster Panel, Bottom Rail Cover, Hardware, and Brackets			
36" 6' Stair Rail Panel - 15 Baluster Panel	AZTIX36UNSP6W	AZTIX36UNSP6B	AZTIX36UNSP6BR
42" 6' Stair Rail Panel - 15 Baluster Panel	AZTIX42UNSP6W	AZTIX42UNSP6B	AZTIX42UNSP6BR
36" 8' Stair Rail Panel - 20 Baluster Panel	AZTIX36UNSP8W	AZTIX36UNSP8B	AZTIX36UNSP8BR
42" 8' Stair Rail Panel - 20 Baluster Panel	AZTIX42UNSP8W	AZTIX42UNSP8B	AZTIX42UNSP8BR
IMPRESSION RAIL EXPRESS VERTICAL CABLE RAILING KITS* Kits include Vertical Cable Railing Section, Universal Panel Cover, Hardware, and Footblock (TOP RAIL NOT INCLUDED)			
36" 6' Level Vertical Cable Railing Section-19 Cables (actual length 69.4")	AZTIX36VCLP6W	AZTIX36VCLP6B	AZTIX36VCLP6BR
42" 6' Level Vertical Cable Railing Section-19 Cables (actual length 69.4")	AZTIX42VCLP6W	AZTIX42VCLP6B	AZTIX42VCLP6BR
36" 8' Level Vertical Cable Railing Section-25 Cables (actual length 91.3")	AZTIX36VCLP8W	AZTIX36VCLP8B	AZTIX36VCLP8BR
42" 8' Level Vertical Cable Railing Section-25 Cables (actual length 91.3")	AZTIX42VCLP8W	AZTIX42VCLP8B	AZTIX42VCLP8BR
IMPRESSION RAIL EXPRESS VERTICAL CABLE RAILING STAIR KITS* Kits include Vertical Cable Railing Section, Universal Panel Cover, Hardware, and Footblock (TOP RAIL NOT INCLUDED)			
36" 6' Stair Vertical Cable Railing Section-19 Cables	AZTIX36VCSP6W	AZTIX36VCSP6B	AZTIX36VCSP6BR
42" 6' Stair Vertical Cable Railing Section-19 Cables	AZTIX42VCSP6W	AZTIX42VCSP6B	AZTIX42VCSP6BR

*System designed for use with residential applications only

Universal Rail Panels include baluster panel, bottom rail, and hardware to fasten railing to posts. 3" post kits include cap and skirt. 2" posts kits include bracket to run rail over the post and skirt. Comes with level and stair crossover bracket.

TOP RAIL

PRODUCT DESCRIPTION	TimberTech Item Number		
	WHITE	BLACK	DARK BRONZE
IMPRESSION RAIL EXPRESS CLASSIC TOP RAIL			
6' Impression Rail Express Classic Top Rail	AZTIXCSTR6W	AZTIXCSTR6B	AZTIXCSTR6BR
8' Impression Rail Express Classic Top Rail	AZTIXCSTR8W	AZTIXCSTR8B	AZTIXCSTR8BR
18' Impression Rail Express Classic Top Rail (For use with 2" over-the-post post kits between panels)	AZTBULKIXTR18W	AZTBULKIXTR18B	AZTBULKIXTR18BR
IMPRESSION RAIL EXPRESS MODERN TOP RAIL			
6' Impression Rail Express Modern Top Rail	AZTIXMDTR6W	AZTIXMDTR6B	AZTIXMDTR6BR
8' Impression Rail Express Modern Top Rail	AZTIXMDTR8W	AZTIXMDTR8B	AZTIXMDTR8BR
18' Impression Rail Express Modern Top Rail (For use with 2" over-the-post post kits between panels)	AZTIXBMDTR18W	AZTIXBMDTR18B	AZTIXBMDTR18BR
IMPRESSION RAIL EXPRESS DRINK RAIL (Not compatible with Glass Infill panels)			
6' Impression Rail Express Universal Panel Cover for Drink Rail, Open Mid-Rail, or replacement Bottom Snap	AZTBULKIXBR6W	AZTBULKIXBR6B	AZTIXMDTR6BR
8' Impression Rail Express Universal Panel Cover for Drink Rail, Open Mid-Rail, or replacement Bottom Snap	AZTBULKIXBR8W	AZTBULKIXBR8B	AZTBULKIXBR8BR
Impression Rail Express Drink Rail Kit, including 12 clips with screws (4 clips needed per 6' section, 6 clips needed per 8' section)	AZTIXDRCKITW	AZTIXDRCKITB	AZTIXDRCKITBR
Impression Rail Express Drink Rail 3" Post Insert - 8 pack	AZTIX3X3PPLG		



Impression Rail Express Modern Top Rail

ACCESSORIES, TOOLS, AND BRACKETS

PRODUCT DESCRIPTION	TimberTech Item Number		
	WHITE	BLACK	DARK BRONZE
Touch-Up Paint and Bracket Jig - ORDER AT LEAST 1 PER JOB	AZTIXACCKITW	AZTIXACCKITB	AZTIXACCKITBR
Wall Mount Kit (Classic)	AZTIXWBKTKITW	AZTIXWBKTKITB	AZTIXWBKTKITBR
Wall Mount Kit (Modern)	AZTIXMWBKTKITW	AZTIXMWBKTKITB	AZTIXMWBKTKITBR
3" Post Skirt Set	AZTIX3X3PSKIRTW	AZTIX3X3PSKIRTB	AZTIX3X3PSKIRTBR
Post Cap for 3" Post	AZTIX3X3PCAPW	AZTIX3X3PCAPB	AZTIX3X3PCAPZ
2" Post Skirt Set	AZTIX2X2PSKIRTW	AZTIX2X2PSKIRTB	AZTIX2X2PSKIRTZ
Footblock Kit	AZTIXFBKITW	AZTIXFBKITB	AZTIXFBKITZ
Extra Bracket Kit Level and Stair		AZTIXBTKIT	
Level 22.5° Angle Bracket Kit		AZTIXBKT2KIT	
Level 45° Angle Wall Bracket Kit		AZTIXWBKT4SKIT	

POST KITS, GLASS KITS, AND MID-RAIL ITEMS

PRODUCT DESCRIPTION	TimberTech Item Number		
	WHITE	BLACK	DARK BRONZE
IMPRESSION RAIL EXPRESS STANDARD 3" POST KIT - Includes Post, Cap, and Skirt			
38" x 3" x 3" Post Kit	AZTIX3X3PK38W	AZTIX3X3PK38B	AZTIX3X3PK38BR
43" x 3" x 3" Post Kit	AZTIX3X3PK43W	AZTIX3X3PK43B	AZTIX3X3PK43BR
48" x 3" x 3" Post Kit	AZTIX3X3PK48W	AZTIX3X3PK48B	AZTIX3X3PK48BR
IMPRESSION RAIL EXPRESS OVER-THE-POST 2" POST KIT			
36" x 2" x 2" Over-the-Post Bracket & Skirt	AZTIX2X2PK36W	AZTIX2X2PK36B	AZTIX2X2PK36BR
42" x 2" x 2" Over-the-Post Bracket & Skirt	AZTIX2X2PK42W	AZTIX2X2PK42B	AZTIX2X2PK42BR
IMPRESSION RAIL EXPRESS 4" POST COMPONENTS			
4" x 39" Post Sleeve	AZTIX4X4PS39W	AZTIX4X4PS39B	AZTIX4X4PS39BR
4" x 48" Post Sleeve	AZTIX4X4PS48W	AZTIX4X4PS48B	AZTIX4X4PS48BR
4" x 108" Post Sleeve	AZTIX4X4PS108W	AZTIX4X4PS108B	AZTIX4X4PS108BR
4" Post Cap	AZTIX4X4PCW	AZTIX4X4PCB	AZTIX4X4PCBR
4" Post Skirt (2-piece polymer-based skirt)	AZTIX4X4PSKW	AZTIX4X4PSKB	AZTIX4X4PSKBR
IMPRESSION RAIL EXPRESS FASCIA MOUNT POST AND BRACKET KIT			
Fascia Mount 52" Post Kit - Post, Cap & Base Insert	AZTIX3X3FP52W	AZTIX3X3FP52B	AZTIX3X3FP52BR
Fascia Mount Bracket Kit Straight	AZTIX3X3FBSW	AZTIX3X3FBSB	AZTIX3X3FBSBR
Fascia Mount Bracket Outside	AZTIX3X3FBOCW	AZTIX3X3FBOCB	AZTIX3X3FBOCBR
Fascia Mount Bracket Inside Corner	AZTIX3X3FBICW	AZTIX3X3FBICB	AZTIX3X3FBICBR
IMPRESSION RAIL EXPRESS GLASS KITS - Includes Top and Bottom Support Rails, Glass Channels, Mounting Hardware & Footblock (1/4" Tempered Glass sold separately)			
6' Level Rail Glass Panel Channel Kit (can be 36" or 42")	AZTIXGLASSPLK6W	AZTIXGLASSPLK6B	AZTIXGLASSPLK6BR
IRX Glass Panel Bracket Kit	AZTIXGBTKITW	AZTIXGBTKITB	AZTIXGBTKITBR
IRX Glass Level 22 1/2" Bracket Kit	AZTIXGBT2KITW	AZTIXGBT2KITB	AZTIXGBT2KITBR
IMPRESSION RAIL EXPRESS OPEN MID-RAIL ITEMS - For 42" Open Mid-Rail use a 36" Panel, select a top rail. One extra hardware pack for every two sections of open Mid-Rail.			
6' Universal Rail Cover	AZTBULKIXBR6W	AZTBULKIXBR6B	AZTBULKIXBR6BR
6' Unpunched H-Channel	AZTBULKIXCHN6W	AZTBULKIXCHN6B	AZTBULKIXCHN6BR
8' Universal Rail Cover	AZTBULKIXBR8W	AZTBULKIXBR8B	AZTBULKIXBR8BR
8' Unpunched H-Channel	AZTBULKIXCHN8W	AZTBULKIXCHN8B	AZTBULKIXCHN8BR

DECORATIVE COLLARS

PRODUCT DESCRIPTION	TimberTech Model Number		
	WHITE	BLACK	DARK BRONZE
DECORATIVE COLLARS			
Level Decorative Collar Kit - Classic (2 Top Rail & 2 Bottom Rail Collars)	AZTIXLCVRKITW	AZTIXLCVRKITB	AZTIXLCVRKITBR
35° Stair Decorative Collar Kit - Classic (2 Top Rail & 2 Bottom Rail Collars)	AZTIXSCVRKITW	AZTIXSCVRKITB	AZTIXSCVRKITBR
Level Classic Top Rail Decorative Collar Bulk (30 Classic Top Rail Collars)	AZTIXLTCVR30W	AZTIXLTCVR30B	AZTIXLTCVR30BR
35° Stair Classic Top Rail Decorative Collar Bulk (30 Classic Top Rail Collars)	AZTIXSTCVR30W	AZTIXSTCVR30B	AZTIXSTCVR30BR
Level Decorative Collar Kit - Modern (2 Top Rail & 2 Bottom Rail Collars)	AZTIXLMDDCKITW	AZTIXLMDDCKITB	AZTIXLMDDCKITBR
35° Stair Decorative Collar Kit - Modern (2 Top Rail & 2 Bottom Rail Collars)	AZTIXSMDDCKITW	AZTIXSMDDCKITB	AZTIXSMDDCKITBR
Level Modern Top Rail Decorative Collar Bulk (30 Modern Top Rail Collars)	AZTIXLTMDDC30W	AZTIXLTMDDC30B	AZTIXLTMDDC30BR
35° Stair Modern Top Rail Decorative Collar Bulk (30 Modern Top Rail Collars)	AZTIXSTMDDC30W	AZTIXSTMDDC30B	AZTIXSTMDDC30BR
Level Bottom Rail Decorative Collar Bulk (30 Bottom Rail Collars)	AZTIXLBCVR30W	AZTIXLBCVR30B	AZTIXLBCVR30BR
35° Stair Bottom Rail Decorative Collar Bulk (30 Bottom Rail Collars)	AZTIXSBCVR30W	AZTIXSBCVR30B	AZTIXSBCVR30BR



Ashwood - Legacy Collection
Impression Rail Express® Drink Rail



Cypress - Vintage Collection
Impression Rail Express Classic Top Rail

HOW TO ORDER
IMPRESSION RAIL EXPRESS® SERIES

1. STYLES AND COLORS

COLOR OPTIONS



Estimated installation time to install one rail panel



CLASSIC
2.5" x 2.3"



MODERN
2.25" x 1.8"

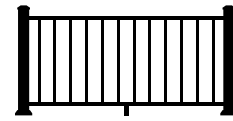


DRINK RAIL
2.7" x 5.5"

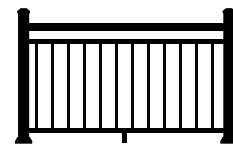
The Drink Rail system works with all full-profile standard or narrow square-shouldered deck boards, but NOT with wide width decking or scalloped boards (i.e., Terrain, Prime, Prime+, or ReliaBoard). Drink Rail cannot be used with glass infill. Only use 3" posts with the Drink Rail System including in over-the-post applications.

2. INFILLS

**ALUMINUM BALUSTERS
RECTANGULAR ONLY**




**ALUMINUM BALUSTERS
WITH OPEN MID-RAIL**



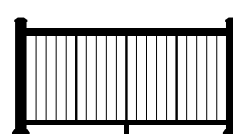
**GLASS CHANNEL KIT
GLASS NOT INCLUDED**



**GLASS CHANNEL KIT
WITH OPEN MID-RAIL**



VERTICAL CABLE RAIL



3. POSTS SLEEVES

**FOR 3" POST APPLICATIONS
3" x 3" POST**



**FOR OVER-THE-POST
APPLICATIONS WITH 1 1/2" CLASSIC
OR MODERN TOP RAIL**



**FOR 4" POST APPLICATIONS
4" x 4" POST SLEEVE**



Requires a 4 x 4 wood post

CAPS AND SKIRTS

**3" x 3" CAP
3.39" x 3.39" PROFILE**



**3" x 3" SKIRT
5.38" x 5.38" PROFILE**



**2" x 2" SKIRT
3.88" x 3.88" PROFILE**



**4" x 4" CAP
4.4" x 4.4" PROFILE**



**4" x 4" SKIRT
5.38" x 5.38" PROFILE**



LIGHTING



**3" x 3"
INDIRECT LIGHT POST CAP**



**3" x 3"
PERIMETER LIGHT POST CAP**



LIGHTING & ACCESSORIES

Help set the mood and improve functionality with in-deck and rail lighting from TimberTech. These durable, stylish designs can be incorporated into nearly any part of the deck layout for curated lighting.



LIGHTING OPTIONS

PRODUCT DESCRIPTION	TimberTech Item Number
IMPRESSION RAIL EXPRESS® LIGHTING	
3" x 3" Perimeter Light Post Cap - Black	AZTIXLIGPCB
3" x 3" Perimeter Light Post Cap - White	AZTIXLIGPCW
3" x 3" Perimeter Light Post Cap - Dark Bronze	AZTIXLIGPCBR
3" x 3" Indirect Light Post Cap - Black	AZTIXLIGDCB
3" x 3" Indirect Light Post Cap - White	AZTIXLIGDCW
3" x 3" Indirect Light Post Cap - Dark Bronze	AZTIXLIGDCBR
CLASSIC COMPOSITE SERIES RAIL LIGHTING	
4" x 4" LED Post Cap Light	TDL4X4CAPMOD
5" x 5" LED Post Cap Light	TDL5X5CAPMOD
5½" x 5½" LED Post Cap Light	ADL5X5SCAPMOD
5½" x 5½" LED Lighted Island Cap - Black	ADL5X5SICAPMODB
5½" x 5½" LED Lighted Island Cap - White	ADL5X5SICAPMODW
5½" x 5½" LED Lighted Island Cap - Matte White	ADL5X5SICAPMODMW
5½" x 5½" LED Lighted Island Cap - Matte Espresso	ADL5X5SICAPMODME
5½" x 5½" LED Lighted Island Cap - Matte Black	ADL5X5SICAPMODMB
LED Accent Light - Architectural Bronze	AZTDLLEDACCB
LED Accent Light - White	AZTDLLEDACCW
LED Accent Light - Matte White	AZTDLLEDACCWW
LED Under Rail Light - 4/pack	AZTDLLEDURAIL
DECK LIGHTING	
LED In-Deck Light - Architectural Bronze - 4/pack	AZTDLLEDINDECK
LED Riser Light - Architectural Bronze	AZTDLLEDRISERB
LED Riser Light - White	AZTDLLEDRISERW
150W PowerPack/Dimmer	AZTDLI50PP
100W Transformer for LED Lighting (12 volt)	AZTDLI00TRAN
16/2 100' wire for LED Lighting	AZTDLLEDWIRE


CABLERAIL ACCESSORIES for Classic Composite Series

Bring industrial-chic style to any deck with stainless steel cable infills, compatible with Classic Composite Series. With their barely-there design, cable rail creates clear sightlines for a nearly unobstructed view.

ACCESSORIES


PRODUCT DESCRIPTION	TimberTech Item Number
CABLERAIL ACCESSORIES	
CableRail Accessory Kit Includes Hanger Bolt, Install Tool, Quick-Connect® Release Tool, and Lacing Needle	AZTCRACKIT
CableRail Cable Cutter	AZTCRCUTTER
CableRail Protector Sleeves - 20 per pack	AZTCRSLEEVE
CableRail Steelrenewal™ Steelprotect™ combo	AZTCRSRSPC

TOOLS ARE NECESSARY FOR A QUICK, EASY INSTALL OF CABLERAIL. PROTECTOR SLEEVES PROVIDE EXTRA DETAIL TO THE CABLERAIL SYSTEM.



CABLERAIL ACCESSORY KIT
AZTCRACKIT


Includes Hanger Bolt
Install tool, Quick-Connect®
Release tool, and lacing needle.



CABLERAIL CABLE CUTTER*
AZTCRCUTTER


Cable Rail Cutter:
To cut 1/8" Stainless Steel Cable.

* Can be used for Impression Rail Express
Vertical Cable Rail.



CABLERAIL PROTECTOR SLEEVES
AZTCRSLEEVE

20 per pack.



**CABLERAIL STEELRENEWAL™
STEELPROTECT™ COMBO***
AZTCRSRSPC

*Can be used for Impression Rail Express
Vertical Cable Rail.

HARDWARE KITS & SECURE MOUNT POST

For secure fastening and installation, choose the TimberTech Composite Hardware Kits and Secure Mount Post.

HARDWARE KITS

PRODUCT DESCRIPTION	TimberTech Item Number
HARDWARE KITS	
Universal Hardware Kit Additional hardware compatible with Radiance Rail, Premier, Trademark, and Reserve.	AZTHWKITRT
8' Baluster Fastener Kit	AZTFAST8

FOR RADIANCE RAIL EXPRESS HARDWARE SEE PAGE 14. FOR IMPRESSION RAIL EXPRESS HARDWARE, SEE PAGE 16.



UNIVERSAL HARDWARE KIT
AZTHWKITRT

Additional hardware compatible with
RadianceRail, Premier, Trademark,
and Reserve.



8' BALUSTER FASTENER KIT
AZTFAST8



**4" SECURE MOUNT POST AND
6" ADAPTER**
AZTSMP3642

Residential compliant only when used
with wood substructure.



DECK MOUNT KIT
AZTSMPDMK

For use under deck with
secure mount post.


GATE KITS

Keep kids and furry friends safely on the deck by blocking off stairs with gate kits designed for composite and metal railings.




UNIVERSAL GATE KIT

- For use with the Classic Composite Series
- Does not include top rail, bottom rail, or balusters
- Maximum width opening: 48"



PRODUCT DESCRIPTION	TimberTech Item Number			
	WHITE	BLACK	MATTE WHITE	MATTE BLACK
UNIVERSAL GATE KIT - For use with Classic Composite Series				
36" Universal Gate Kit	AZTGATEW	AZTGATEW	AZTGATEMW	AZTGATEMB



IMPRESSION RAIL EXPRESS® GATE KIT

- For 36" or 42" railing heights
- Available in White, Black, or Dark Bronze
- Maximum width opening: 50"



PRODUCT DESCRIPTION	TimberTech Item Number		
	WHITE	BLACK	DARK BRONZE
IMPRESSION RAIL EXPRESS GATE KIT - Kit includes Panel, Top and Bottom Channel Covers, Latch and Hinge Kit (for up to 50" openings)			
36" IRX Gate Kit	AZTIXGATE36W	AZTIXGATE36B	AZTIXGATE36BR
42" IRX Gate Kit	AZTIXGATE42W	AZTIXGATE42B	AZTIXGATE42BR

ADA HANDRAIL

Ensure greater safety and accessibility with an ADA-compliant handrail.

- ADA-compliant handrail system with aluminum reinforcement to reduce bowing and provide enduring strength
- Adjustable joiners to accommodate any transition
- Installs easily with no special tools required



COMPOSITE ADA HANDRAIL

PRODUCT DESCRIPTION	TimberTech Item Number	
	WHITE	BLACK
COMPOSITE ADA HANDRAIL		
ADA 104" Grab Rail	AZTADA104RSAW	AZTADA104RSAB
ADA 90° Corner with Joiners	AZTADA90DCWJW	AZTADA90DCWJB
ADA 90° Inside Corner Bracket	AZTADA90DICBW	AZTADA90DICBB
ADA Grab Rail End Cap - 4/pack	AZTADARECW	AZTADARECB
ADA Hand Rail Bracket Kit	AZTADAHRBKW	AZTADAHRBKB
ADA Handicap Loop	AZTADAHLW	AZTADAHLB
ADA Joint Ring - 4/pack	AZTADAJRW	AZTADAJRB
ADA Post Return	AZTADAPRW	AZTADAPRB
ADA Rail End Cap - 4/pack	AZTADARECW	AZTADARECB
ADA Straight Wall Return Kit	AZTADASWRKW	AZTADASWRKB
ADA Wall Return Cover Plate - 4/pack	AZTADAWRCPW	AZTADAWRCPB
ADA Wall Return with Joiner, Cover, and Plate	AZTADAWRCPWJW	AZTADAWRCPWJB
ADA External Adjustable Joiner	AZTADAEAJW	AZTADAEAJB
TimberTech Item Number		
ADA Straight Joiner - 4/pack	AZTADASJ	
ADA Adjustable Joiner - 4/pack	AZTADAAJ	

METAL ADA HANDRAIL

PRODUCT DESCRIPTION	TimberTech Item Number		
	WHITE	BLACK	DARK BRONZE
ADA HANDRAIL FOR IMPRESSION RAIL EXPRESS® - Kits include all the components for the most common ADA Handrail applications. Combine kits for a custom application.			
Aluminum ADA Pipe Rail and 90° Return Kit Black (2 Wall Return Brackets, 1.5" x 94" Aluminum Railing; 2 Backer Plates, Hardware, Rings, and Covers)	AZTIXADAPR90DRKW	AZTIXADAPR90DRKB	AZTIXADAPR90DRKBR
Aluminum ADA Pipe Rail Extension Kit (2 Support Brackets, 1.5" x 94" Aluminum Railing; 2 Backer Plates, Hardware, Connectors, and Covers)	AZTIXADAPREKW	AZTIXADAPREKB	AZTIXADAPREKBR
Aluminum ADA Handicap Loop Kit (2 "D" Loops, 1 Support Brackets; 2 Adjustable Joiners, 2 Backer Plates, Hardware, Connectors, and Covers)	AZTIXADAHLKW	AZTIXADAHLKB	AZTIXADAHLKBR
Aluminum ADA 90° Wall Return Kit (2 Wall Return Brackets, Hardware, Rings, Covers, and Backer Plates)	AZTIXADA90DRKW	AZTIXADA90DRKB	AZTIXADA90DRKBR
Aluminum ADA Support Bracket - 1 Support Bracket & Hardware	AZTIXADAMSBW	AZTIXADAMSBB	AZTIXADAMSBBR
Aluminum ADA Adjustable Elbow	AZTIXADAADJW	AZTIXADAADJB	AZTIXADAADJBR
Aluminum ADA 90 Degree Wall Return, Hardware, and Ring Cover	AZTIXADA90WRW	AZTIXADA90WRB	AZTIXADA90WRBR
Aluminum ADA Handrail Pipes 1.5" x 94"	AZTIXADA94RW	AZTIXADA94RB	AZTIXADA94RBR



Coastline Porch Collection
Classic Composite Series Premier Rail

TIMBERTECH.COM
877-275-2935

TimberTech
RAILING
BY AZEK

LIT-RAILORDER
REV 03/23